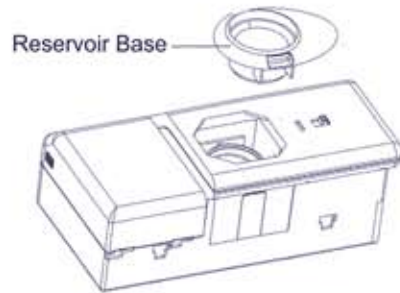


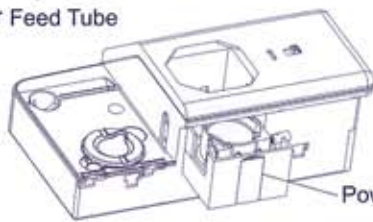
1200 DPS SPEED UPGRADE KIT INSTRUCTION



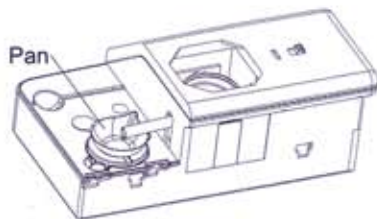
- i) • Disconnect power to the scale
- Remove all powder from the scale
- Remove reservoir base



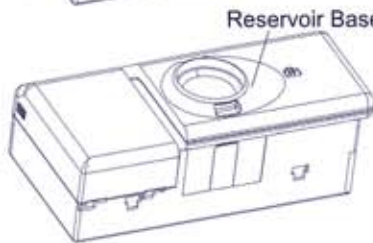
- ii) Remove the clear cover and unscrew the aluminum powder feed tube



- iii) Remove the powder box



- iv) Re-install the new powder box and new aluminum powder feed tube with new pan



- v) • Reinstall reservoir base
- Installation completed

Important: Please Read !

There are well over a hundred types of smokeless powder currently available. The flow rate of each type will vary when dropped from the scale. The scale and feed tube are designed to give the fastest drop time while still accurately controlling the charge weight. Extensive testing has shown that a few powders may flow too quickly however and trickle past your selected charge weight. If this occurs, **please install this restrictor plug into the end of the powder feed tube.** This is most likely to occur with several large granule, stick type powders such as H50BMG and H4831SC. The restrictor will slow down the flow rate and allow the scale to drop an exact charge with these few types, without requiring that the scale be run slower and increasing the drop time for the majority of powders used. To install the restrictor, simply hold onto the powder feed tube with one hand and thread the restrictor into the end of the tube with the other.

