


Lyman®


E-ZEE TRIM™ Hand Case Trimming System

Lyman's E-ZEE TRIM provides reloaders with a simple, yet precise hand tool for trimming individual calibers. No adjusting or measuring is required. Simply insert the cartridge case into the trimmer body using the same shellholder from your reloading press. (E-ZEE TRIM works with any standard shellholder.) Install the precision ground pilot into the cutter and you are ready to trim cases. Each pilot is machined to produce an exact case length. Once the proper length is reached, the pilot will not allow you to trim any more brass.

E-ZEE TRIM™ - Hand Case Trimmer Instructions




Step 1) Back-off lock screw on trimmer body and insert the shell holder for your caliber. Place a case in the shell holder and firmly tighten lock screw to securely hold the case.



Step 2) **For Hand Use:** Insert the precision case length pilot fully into cutter head and tighten set screw with provided hex wrench.

For Use with Power Drill: Screw cutter and pilot into threaded power adapter as shown on front of card.



Step 3) Slide the pilot into the case and through the flash hole. (Note, cases should be sized and decapped before trimming.) Now simply turn the cutter until the pilot hits stop and no more brass is removed. Cases will be trimmed to exact length each time.

Lyman Products Corp.

475 Smith Street, Middletown, CT 06457

1-800-22-LYMAN

www.lymanproducts.com

Rev. 12/12

**MADE IN
U.S.A.**